
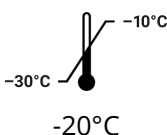


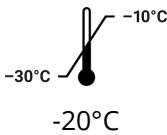


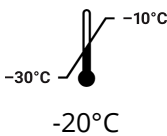






## INSTRUCTIONS FOR SAMPLE COLLECTION AND SHIPMENT OF iCS-DIGITAL™ TESTS

Sample	Method	Volume & concentration	Temperature	
			Storage (optional)	Shipment
 DNA	<p>Harvest genomic DNA from the cell line to be analysed using an appropriate genomic extraction kit.</p> <p>We recommend the use of a <a href="#">column extraction kit</a> for optimal digital PCR results (<a href="#">do not use quick extraction protocols</a>).</p> <p>Determine the concentration and quality of genomic DNA samples using an appropriate method.</p>	<p>DNA concentration:  <b>≥ 10 ng/μL</b>            if dosed by <b>Qubit</b>            or  <b>≥ 50 ng/μL</b>            if dosed by <b>Nanodrop</b></p> <p>Volume: <b>≥ 40 μL*</b></p>		 <b>Room temperature</b>
 Cells	<p>Dissociate cells (with enzymes, EDTA, etc.), centrifuge them (1200 rpm; 5 min), and discard the supernatant. Wash the cell pellet with PBS, centrifuge and discard supernatant.</p> <p>Frozen cell pellets must be sent <a href="#">on dry ice</a>.</p>	<p>Dry pellet  <b>≥ 500,000 cells</b></p>		 <b>Dry ice</b>
 Cells in culture media	<p>Prepare a 1.5 mL or 2 mL safe-lock tube with <b>≥ 1 mL</b> of fresh culture media or cell culture supernatant (pipetted before cell dissociation).</p> <p>Dissociate cells (with enzymes, EDTA, etc.) and centrifuge them (1200 rpm; 5 min).</p> <p><b>Add ≥ 500,000 of dissociated cells</b> to the previously prepared tube and add culture media to reach available volume.</p> <p>Send the cells at <a href="#">room temperature</a> following the instructions below.</p>	<p><b>≥ 500,000 cells</b> in fresh culture media or supernatant</p>		 <b>Room temperature</b>
<p><b>* Warning: if the volume sent is &lt; 40μL, it will be levelled to 40μL with H2O then quantified with the Qubit fluorometer.</b></p>				
<p>Fill in the <a href="#">Sample release form</a> carefully for all the samples to be tested and <a href="#">send it by e-mail in an Excel format to <u>services@stemgenomics.com</u></a>.</p>				

**Shipment (The following instructions must be strictly followed)**

Your sample(s) must be sent in four layers of packaging as follows:

- 1) Sample must be in a **leakproof tube**
- 2) Place the tube in a **first sealed bag with absorbent material** (for example paper towel). The maximum capacity allowed is 1L.
- 3) Place the first sealed bag in a **second bigger and sealed bag**



- 4) Place the sample in a **rigid packaging**, or a **bubble wrap envelop**.

Send it to:

Stem Genomics - Testing Service  
IRMB - Hôpital Saint Eloi  
80 avenue Augustin Fliche  
34295 Montpellier - Cedex 5  
France  
VAT n°: FR79841152077  
EORI n°: FR84115207700019

Phone number and email address to share with the transporter:

Phone: +33 985 036 160

Email: [services@stemgenomics.com](mailto:services@stemgenomics.com)

**Total declared value: 10 €**

**Description of Goods:** samples, non-infectious, non-hazardous, not for medical purposes, for research purposes only. Goods packed in compliance with all applicable regulations. Not for human use.

**HS Code:** 3002.59 (or 3002.5900)

**The proforma invoice / commercial invoice must clearly indicate the mention "no commercial value" and "value for customs purposes only"**

**Cell pellets must be sent on dry ice and therefore must comply with Dry Ice Shipping Regulations. Please contact your carrier.**